

200W constant Voltage-US Series



Features

- For luminaries of protection Class II, SELV, Independent
- Input Voltage 220-240VAC
- Protections: SCP/OLP/OVP/OTP
- Power Factor: ≥ 0.95 (Typ.)
- Efficiency: $\geq 93\%$ (Typ.)
- 5 years warranty

Applications

- LED strips

■ Approve

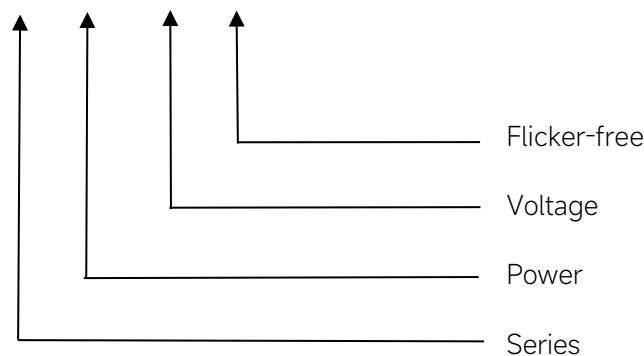


◆ Description

US-200-XX LI EXC is a 200W constant voltage LED driver that operates from 198-264Vac input with 24V or 48V output voltage. With it's compact dimensions from 383X30X18mm. It is easy to integrate in LED strips products. To ensure trouble-free operation, protection is provided against output short circuit, over load, over voltage and over temperature.

◆ Model code

US-200-XX LI EXC



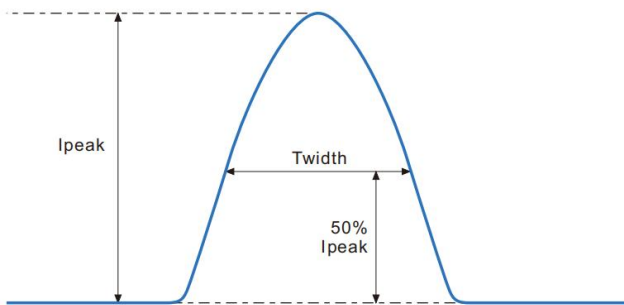
◆ Specification

Output	Constant Voltage	24VDC	48VDC
	Current Range	0-8.33A	0-4.16A
	Voltage Accuracy	±5%	
	Output HF current ripple(≥1KHz)	±5%	
	Output LF current ripple(≤120Hz)	±5%	
	SVM	≤0.4	
	Pst	≤1	
	Efficiency(Typ.)	≥93%@Full load,230V	
Input	Rated input voltage	220-240V	
	Range of input voltage	198-264VAC	
	Maximum voltage	300VAC@1 h maximum,unit might not operate in this abnormal condition	
	Range of input voltage(VDC)	176-280VDC	
	Frequency(Hz)	0/50/60 Hz	
	Displacement factor	≥0.9	
	Power Factor	≥0.95@Full load,230V	
	Input Current max	1.3A	
	Start-up time	< 0.5S	
	No Load Power	≤0.5W	
	THD (Typ.)	< 10%@Full load,230V	
Protection	Over Load Protection	105-150%	
		YES/Auto Resume	
	Over Voltage Protection	> 25V	> 49V
		YES/Auto Resume	
	Short Circuit Protection	YES/Auto Resume	
	Over Temperature Protection	YES/Auto Resume	
Capability	Surge capability (L-N)	1KV	
	Surge capability (L/N-Ground)	NA	
Withstand voltage	Input-Output	3750V/5mA/60S	
Environment	Operating Temperature	-20°C~+45°C	
	Humidity	20%-90%RH	
	Tc	85°C	
	Storage Temperature	-20°C~+60°C	
	Life time	> 50000h@Tc=80°C	
	Ripple & Noise	≤20dB(A)@10cm	
Surface	Dimension	383X30X18(LXWXH)mm	
	material	PC	

Standards	Safety	GB19510. 1, GB19510. 14;IEC61347- 1, IEC61347-2- 13;EN61347- 1, EN61347-2-13;EN62384;
	EMC	GB/T17743, GB17625. 1;EN55015, EN61000-3-2, EN61000-3-3, EN61547;EN61000-4-5;EN61000-4-2,3,4,5,6,8,11, EN61547
	Energy Efficiency	Erp2.0 EU 2019/2020
	RoHS	RoHS (2011/65/EU) (EU)2015/863
Note	<p>1.All parameters NOT specially mentioned are measured at 240VAC input , full load and 25°C of ambient temperature.</p> <p>2.Ripple & Noise are measured at 20MHz of bandwidth by using a 300mm twisted pair-wire terminated with a 0.1uF & 47 uF parallel capacitor.</p> <p>3.Switch and dimmer are not recommended to connect between this product output and luminaries.</p> <p>4.The efficiency testing will be affected by the instrument used and the results may also be different.</p> <p>5.The DC input for this product is only used for emergency lighting and applies to functional and safety requirements, EMC is not considered.</p> <p>6.EL compatible with IEC 61347-2-13 Annex J, compatible with EN 60598-2-22 emergency lighting fixtures, compatible with EN 50172 central battery system applications.</p> <p>7.All Eaglerise power supply are complied with EMI regulations. Since they are belong to component and will be installed inside system enclosure. When they are integrated into a system, the EMI characteristics of the system must be re-verified again.</p>	

◆ Inrush Current

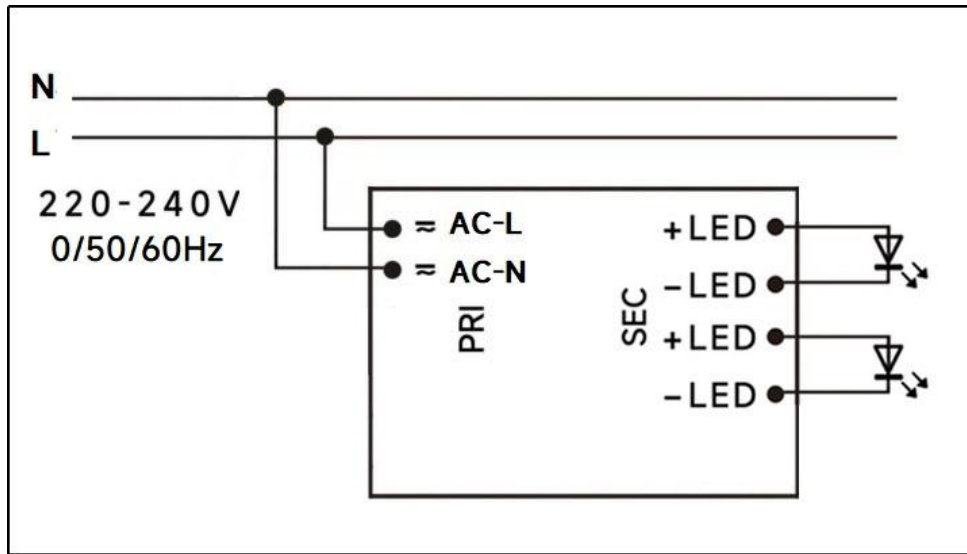
I _{peak}	T _{width}	B10	B16	B20	C10	C16	C20
44.2A	308μs	5pcs	9pcs	11pcs	6pcs	9pcs	12pcs



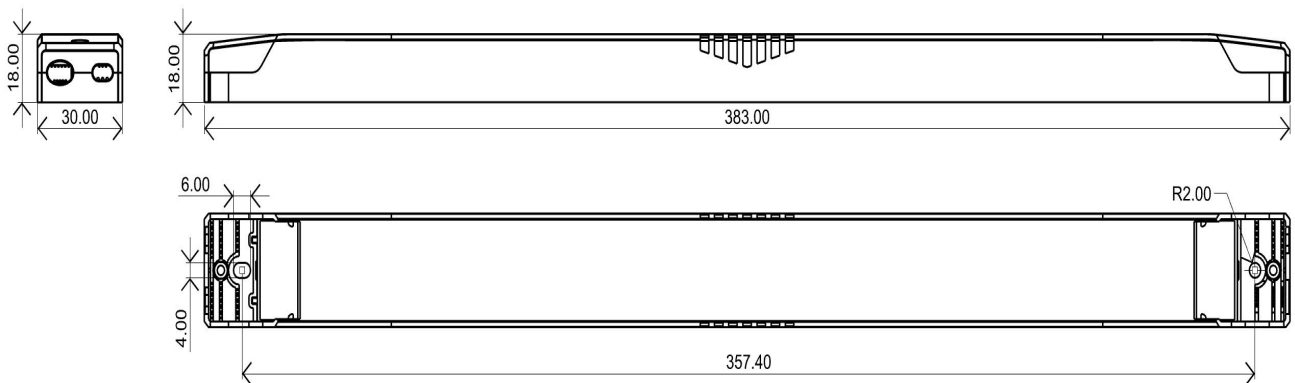
Remarks:

- 1.The number of drives mounted under different MCBs in the table is the maximum value. Please do not exceed this number during installation.
- 2.Different brands and models of miniature circuit breakers, the number of drives mounted will be slightly different.

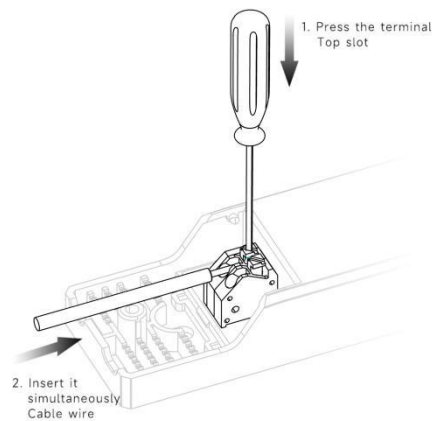
◆ **Wiring diagram**



◆ **2D diagram**



Terminal



◆ Wiring & Connections

Specification item		Value (Unit)
Input	Input wire cross-section	0.5...1.5 mm ²
	Input wire gauge.	16...20 AWG
	Input wire strip length	7...9mm
Output	Output wire cross-section	0.5...1.5 mm ²
	Output wire gauge.	16...20 AWG
	Output wire strip length	7...9mm

◆ Recommended wire

Wire cross-section	Wire type
2*0.5mm ²	H03VVH2-F 2core
2*0.75mm ²	H03VVH2-F 2core
1.5mm ²	CCC 08(RV-90)
16AWG(1.25mm ²)	UL1015

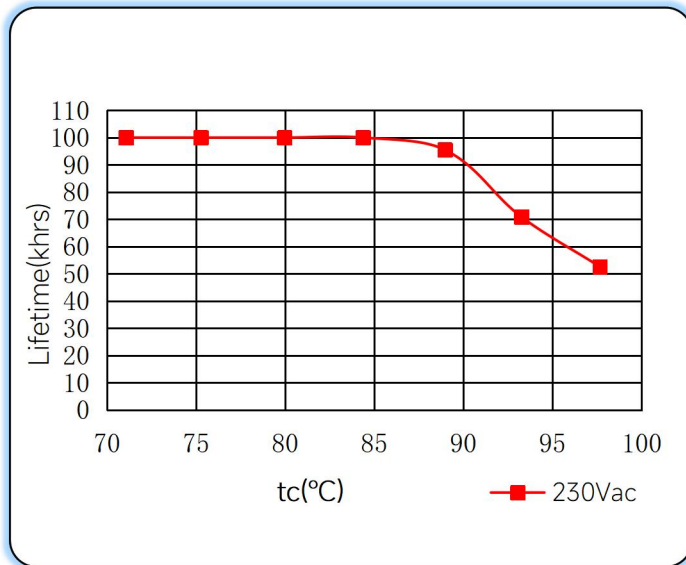
Note: Solid wire is risky to use on an angled terminal. Stranded wire is recommended for this kind of use.

◆ Packaging

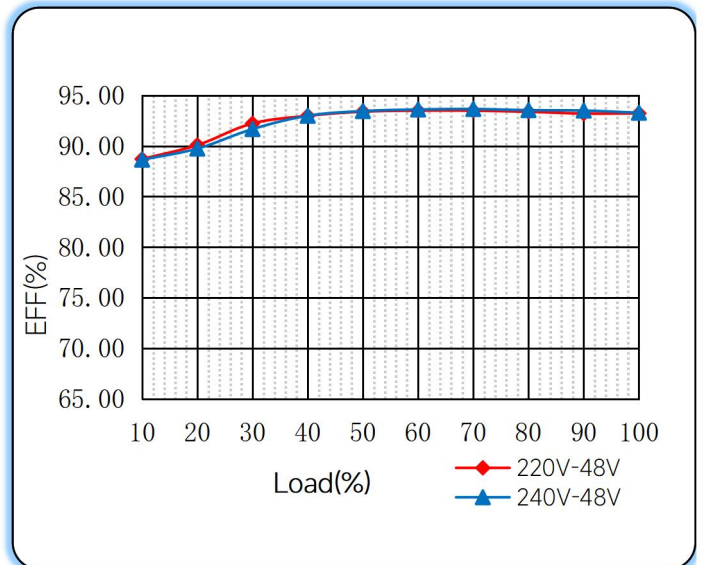
Model	Product Dimensions(mm)	weight/piece(Kg)	Outer carton dimension(mm)	Quantity/carton	Net weight/carton(Kg)	Gross weight/carton(Kg)
US-200-XX LI EXC	383x30x18	0.3125	405x315x170	70	22.5	23.52

◆ Curve for US-200-48 LI EXC

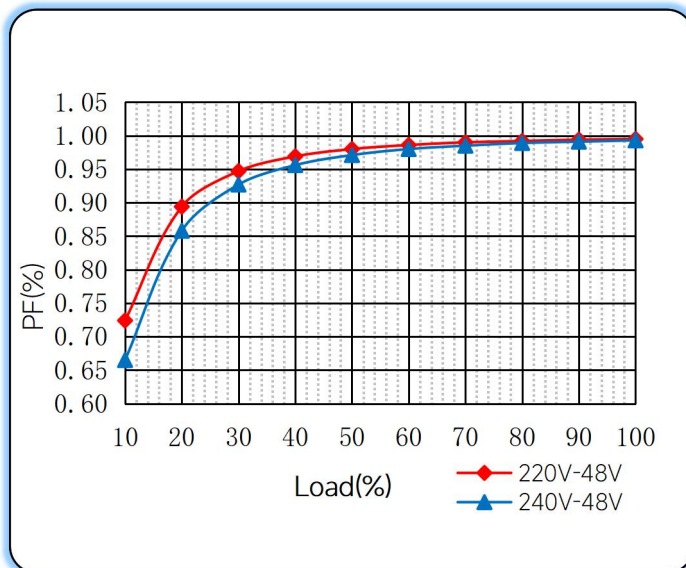
Lifetime vs. Temperature Curve



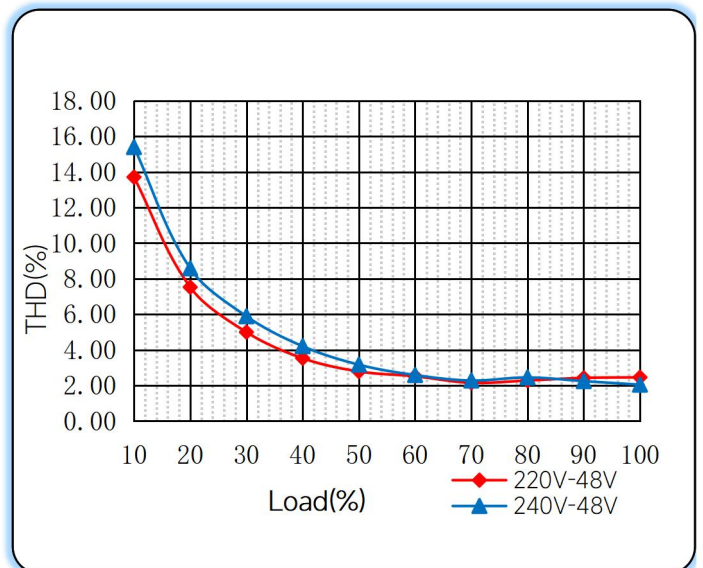
Efficiency vs. Load



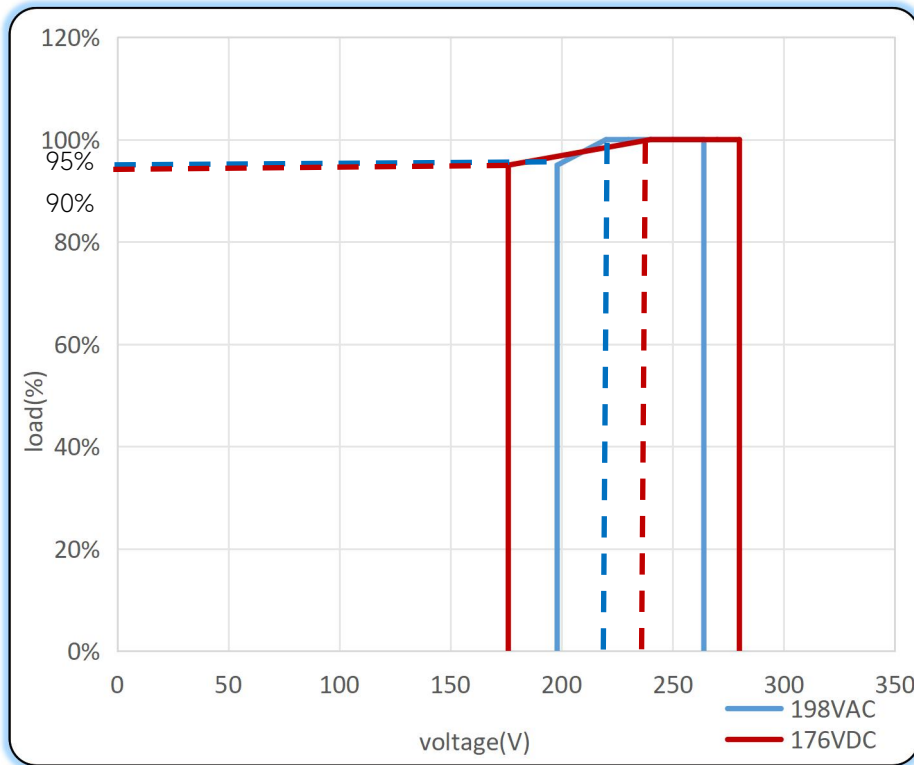
Power Factor Characteristics



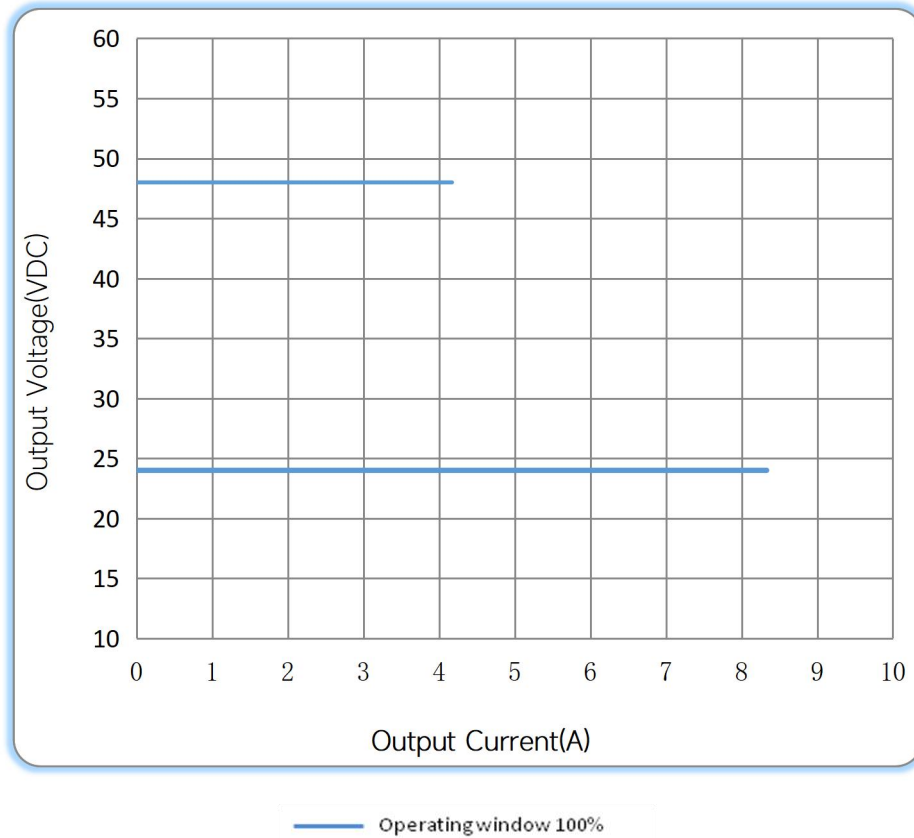
THD vs. Load



◆ **Derating curve**



◆ Operating window



◆ Revision Updates

ITEM	BEFORE	AFTER	VERSION	DATE
Initial			A	2024/07/11
Life time	> 50000h@Tc=85°C	> 50000h@Tc=80°C	B	2025/10/24
Over Voltage Protection		Update	C	2026/03/25

Remark: The final interpretation of the contents of the specification belongs to Eaglerise Electric & Electronic (China) Co., Ltd.

Tel: +86-0757-86256822, +86-0757-86256831

E-mail: sales@eaglerise.com

Website : <https://lighting.eaglerise.com>



EAGLERISE



Manual